

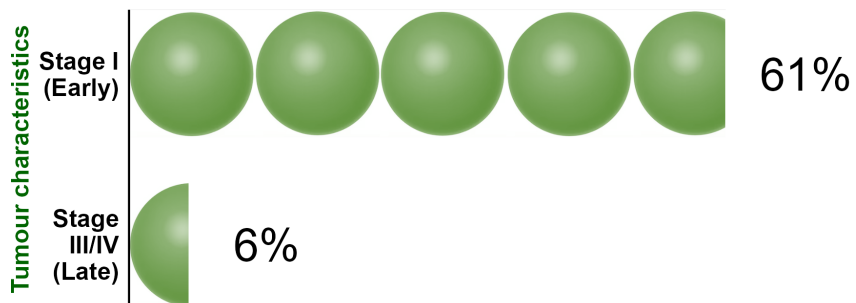

Odds (1 in ...) of developing thyroid cancer

(Diagnosed 2018-2022)



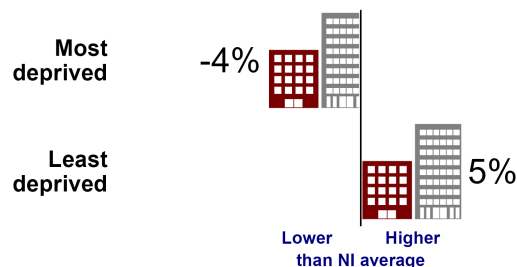
Key characteristics

(Diagnosed 2018-2022)



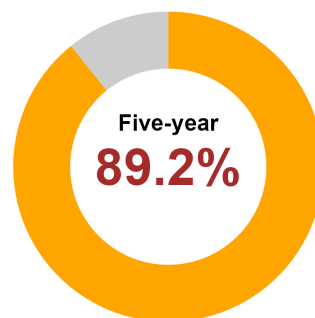
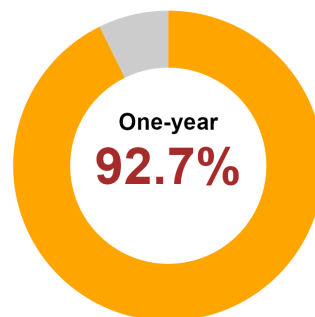
Incidence and deprivation

(Diagnosed 2018-2022)



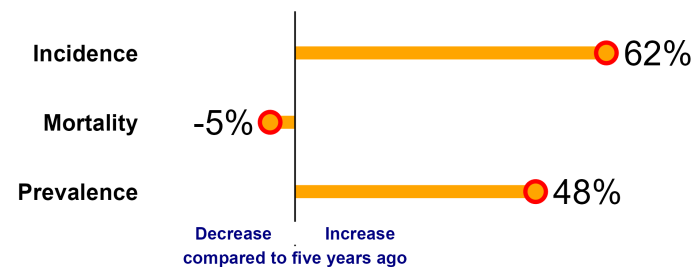
Survival

(Diagnosed 2013-2017)



Trends in thyroid cancer

(Cases/deaths: 2018-2022 vs 2013-2017 ; 10-year prevalence: 2022 vs 2017)



Survival characteristics

(Five-year survival, Diagnosed 2013-2017)



Average number of cases per year in 2018-2022	Average number of deaths per year in 2018-2022	Number of survivors at end of 2022 (25-year prevalence)
154	11	1,594